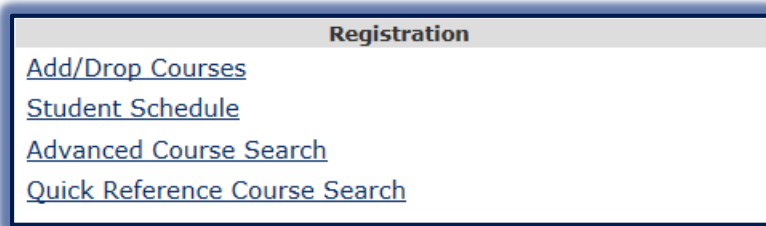


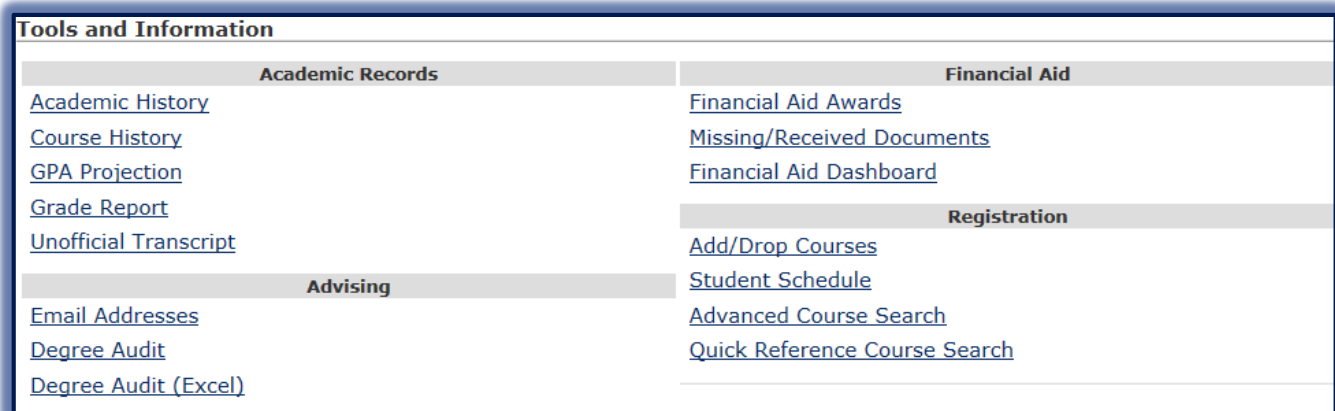
Advisor Tools-View Student Schedule

This option allows the advisor to view the schedule for each advisee.

✚ In the **Advisee List**, click on the student's name.

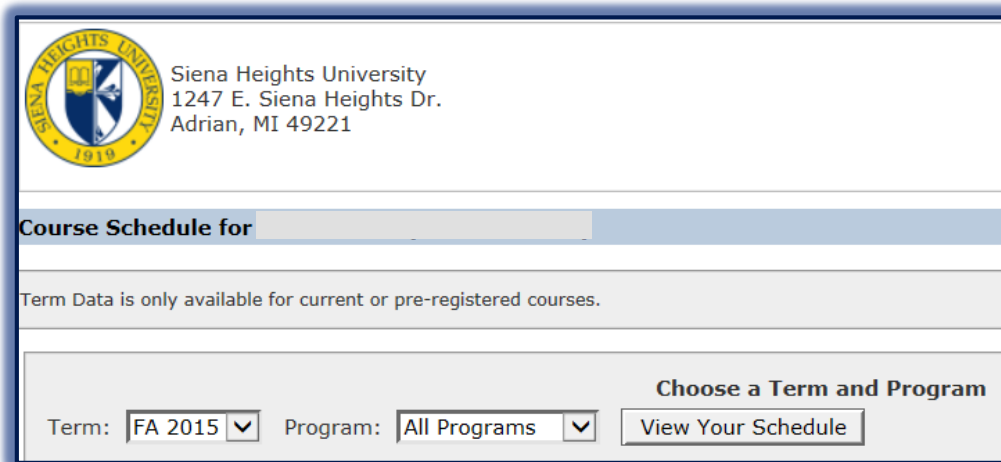


✚ The **Advisee Details** window will display.



✚ Under **Registration**, click the **Student Schedule** link.

✚ The **Schedule Details** window will display (see illustration below).



✚ The schedule for the selected student will display.

✚ To change the term for which the schedule is viewed, click the **Term** list arrow.

✚ Click the **Program** list arrow to select from either **Graduate** or **Undergraduate**.

✚ Click the **View Your Schedule** button to display the courses.