

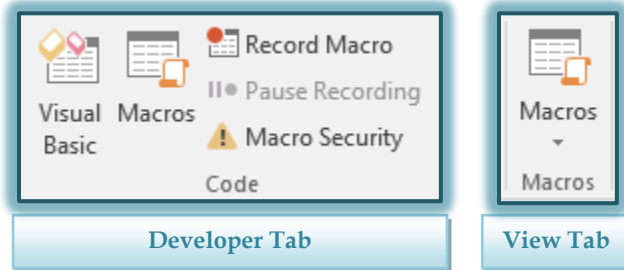
Debug a Macro Using Step Mode

If an error occurs when a Macro is being run, it may need to be debugged. This means that changes can be made to the Macro.

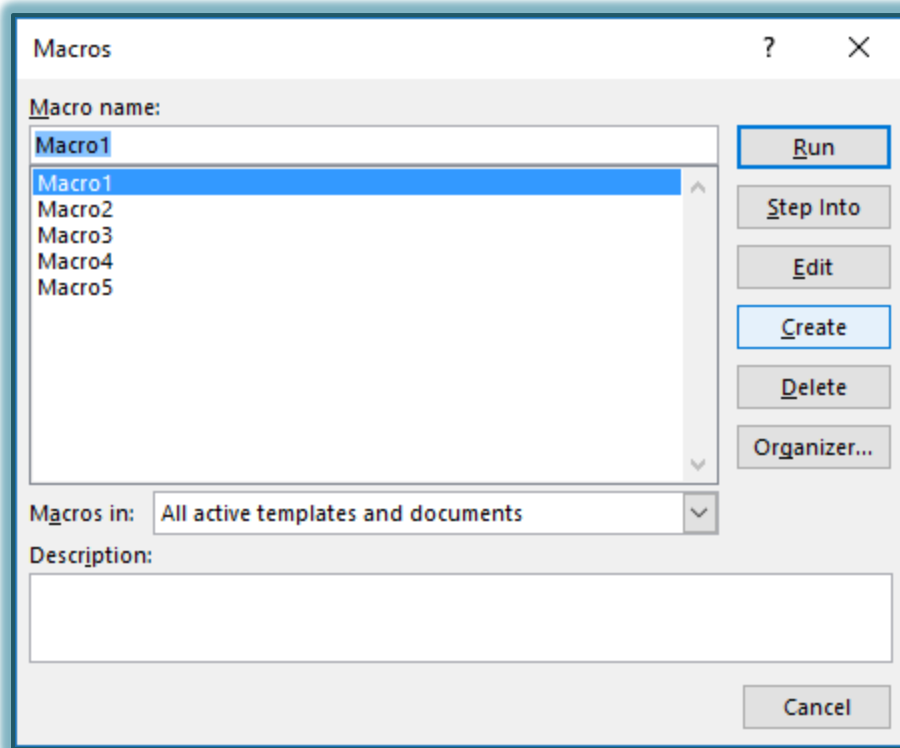
- ✦ Click the **View Tab**.
- ✦ Click the **Macros** button in the **Macros Group**.

OR

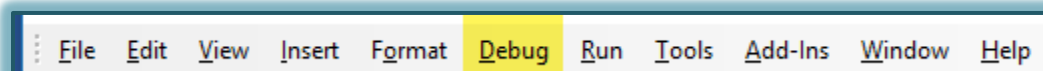
- ✦ Click the **Developer Tab**.
- ✦ In the **Code Group**, click the **Macros** button.



- ✦ The **Macros** dialog box will appear.



- ✦ Click the **Name** of the **Macro** that is to be debugged.
- ✦ Click **Step Into**.
- ✦ Click **Debug** on the **Menu Bar**.



- ✦ Click **Step Into** to proceed through each action.
- ✦ When finished, click the **File** menu.
- ✦ Click **Close and Return To Word**.