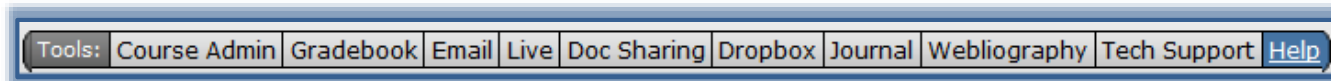


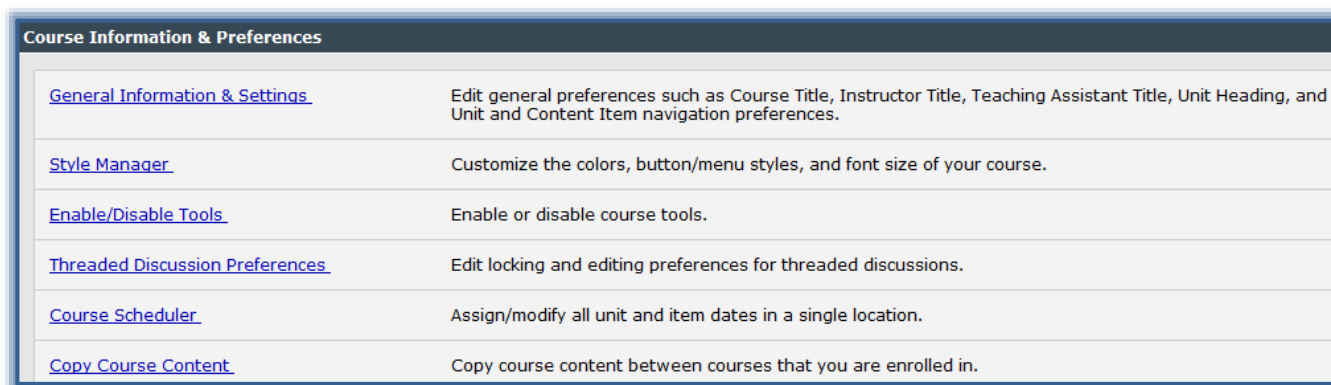
Remove Default Week/Unit Numbers from Page Titles

It is possible to remove the extra Week/Unit heading number from the top of the pages in an eCollege course. These are the Week/Unit numbers that appear at the top of the page in Student View. You might want to do this if the numbers don't match the titles that have been entered or if the Week/Unit title is the same. Which title is used will depend on whether Week, Unit, Session, or other name is used when setting up the course.

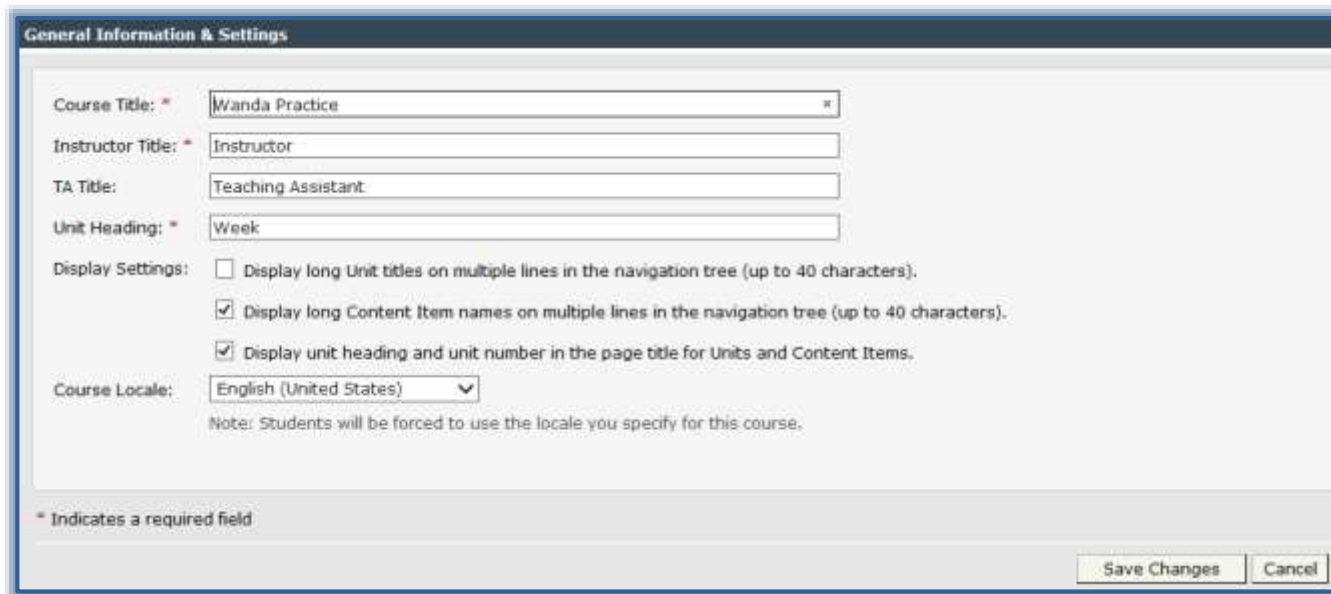
- ✚ Click the **Course Admin** tab.



- ✚ The **Course Admin** page will display (see illustration).



- ✚ Click the **General Information and Settings** link.
- ✚ The **General Information and Settings** window will display (see illustration).



- ✚ Remove the check mark in the box to the left of **Display Unit heading and unit number in the page title for Units and Content Items**.
- ✚ Click the **Save Changes** button.
- ✚ The duplicate **Week/Unit** heading will not display when the **Courses** tab is selected.