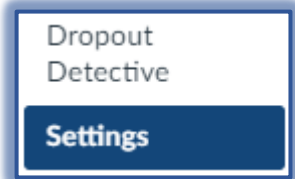


Reorder-Hide Course Navigation Tabs

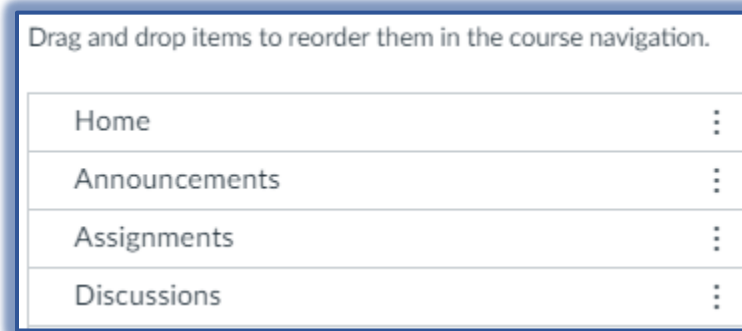
Tabs in the Course Navigation Pane can be hidden from students. The tabs will appear faded in the Instructor View. However, instructors will still be able to click on the tabs and add content.

REORDER TABS

- Click the **Settings Tab** in the **Course Navigation Pane**.
- Click the **Navigation** tab at the top of the window.



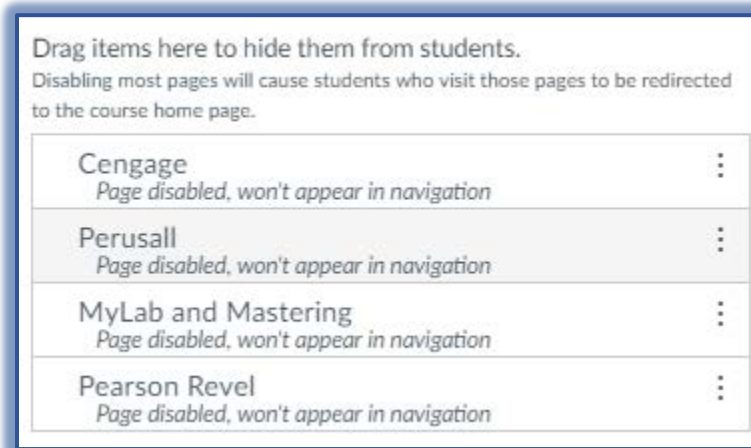
- You will see a list of all the tabs in the **Navigation Pane**.



- To reorder the **Tabs**, drag them to the desired position in the list at the top.
- Drop them into place.

HIDE TABS

- Drag and drop the tab into the area **Drag items here to hide them from students**.



- When all the changes have been made, click the **Save** button at the bottom of the window.