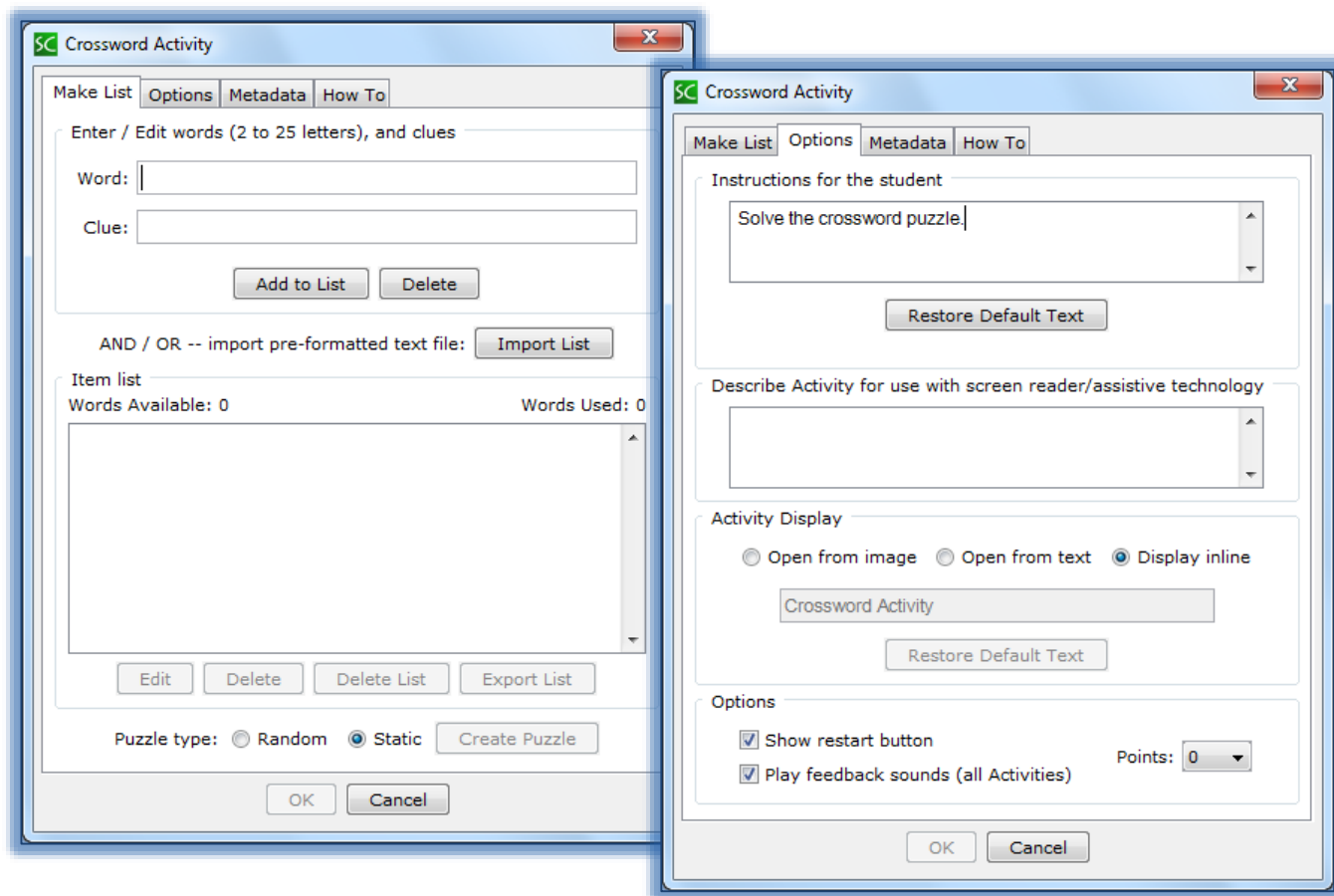


## SoftChalk - Crossword Activity

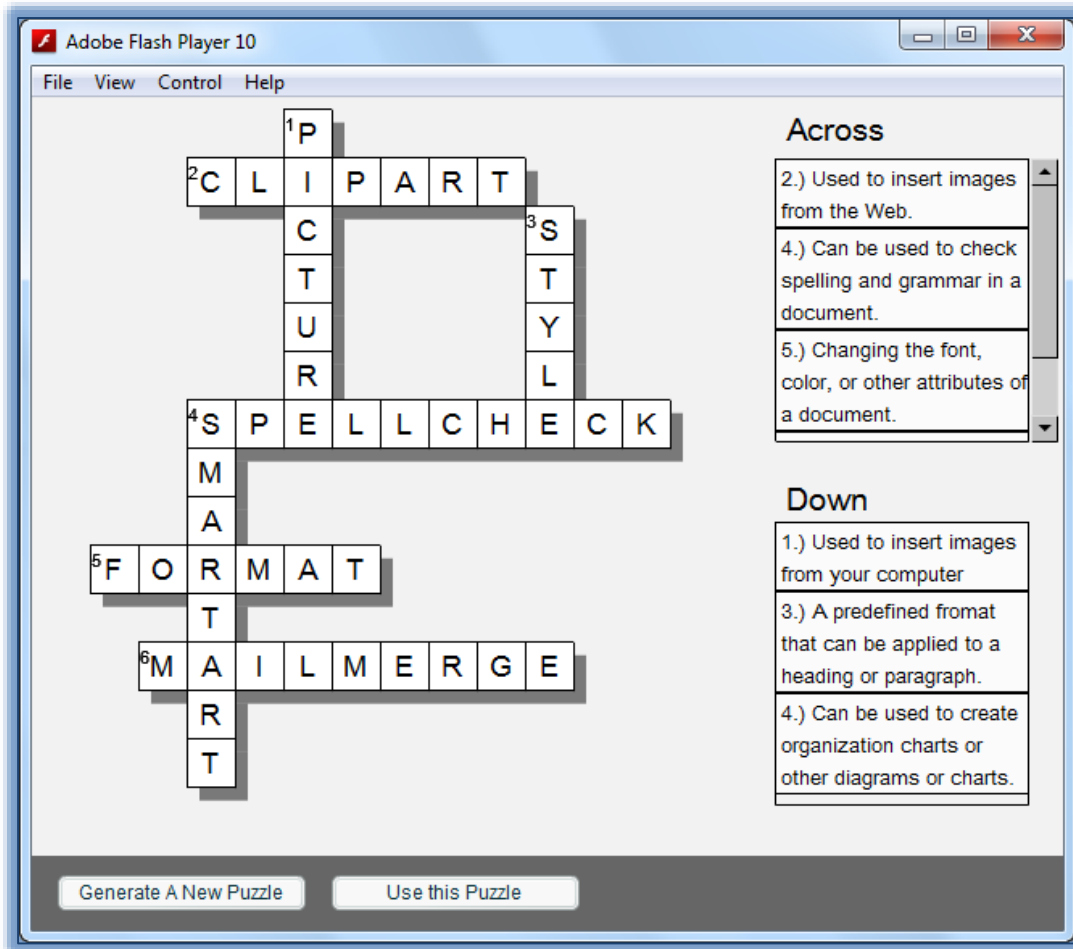
This Activity is used to create a Crossword Puzzle of different terms. This can be a graded Activity.

- Click the **Insert** tab on the **Menu Bar**.
- Move the mouse pointer over **Activity**.
- From the list that appears, click **Crossword**.
- The **Crossword Activity** window will display (see illustration below left).




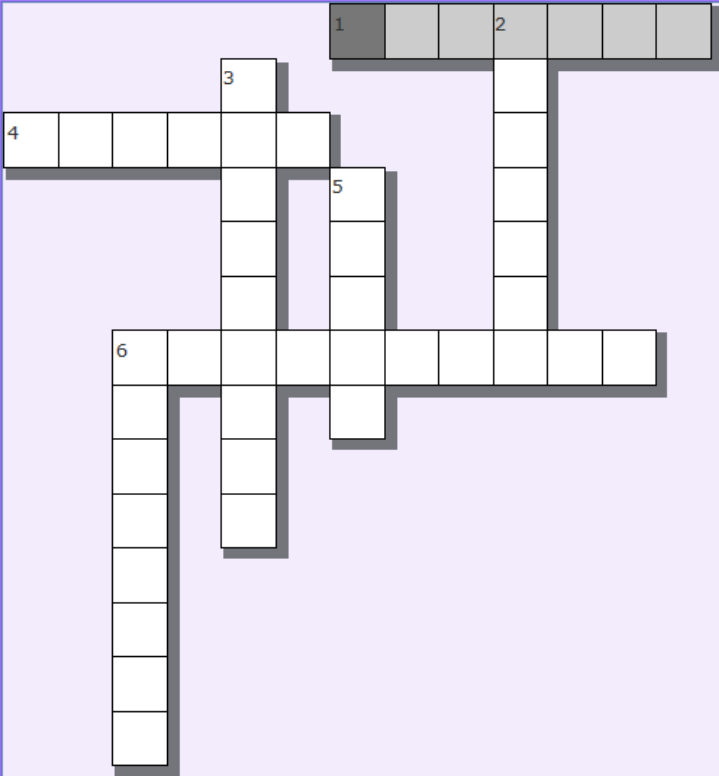
- Add the first word and clue in the appropriate boxes.
  - Do not use spaces between words in the Word box.
  - If spaces are used, a blank space will appear in the Crossword Puzzle.
- Click the **Add to List** button.
- The **Word** and **Clue** will appear in the **Words Available** box.
- To **Edit** the **Word** or **Clue**:
  - Click the **Word** in the **Words Available** list.
  - Click the **Edit** button.
  - Click the **Add to List** button.
- Continue this process until all the **Words** and **Clues** have been added.
- Click the **Options Tab** (see illustration above right) to input the **Instructions** for the **Activity**.
- Click the **Show Restart Button** option. This will allow the students to restart the Activity.
- Click the **Display Inline** check box if the **Activity** is to display directly within the Lesson.

- 🖨️ Click the **Play Feedback Sounds** check box to allow the Activity to play a sound when Feedback is selected.
- 🖨️ Click the **Make List** tab.
- 🖨️ Select the **Puzzle Type**:
  - 🔗 **Random** – When this option is selected, each time the puzzle is displayed a new puzzle will be generated. Once this option is selected, click the **OK** button to return to the **Main Entry Window**.
  - 🔗 **Static** – This option generates the same puzzle each time it is displayed.
- 🖨️ If **Static** was selected, click the **Create Puzzle** button.
- 🖨️ An image of the **Puzzle** will appear in the next window (see illustration below).



- 🔗 This window allows you to select the puzzle format that you want to use.
- 🔗 Click the **Generate A New Puzzle** button to select the puzzle that is to be displayed.
- 🔗 Click the **Use this Puzzle** button to close the window and return to the **Crossword Activity** window.
- 🔗 Click **OK** to return to the **Main Entry Window**.
- 🖨️ The **Crossword Activity** will display when it is viewed in the Web Browser as shown in the illustration on next page.

 Solve the crossword puzzle.



### Across

1.) Used to insert images from the Web.

4.) Changing the font, color, or other attributes of a document.

6.) Can be used to check spelling and grammar in a document.

### Down

2.) Used to insert images from your computer.

3.) Used to create a group of personalized letters, labels, or envelopes.

5.) A predefined format that can be applied to a heading or paragraph.

Re-start

Finish