


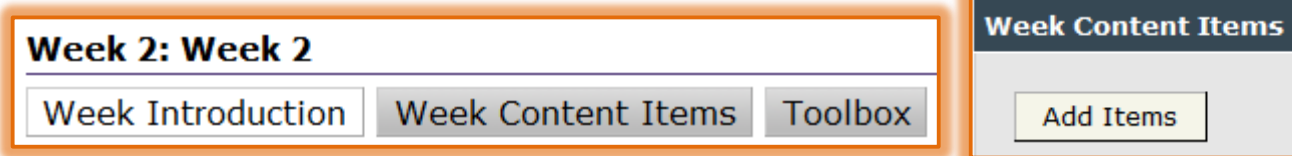





Threaded Discussion-Add Threads

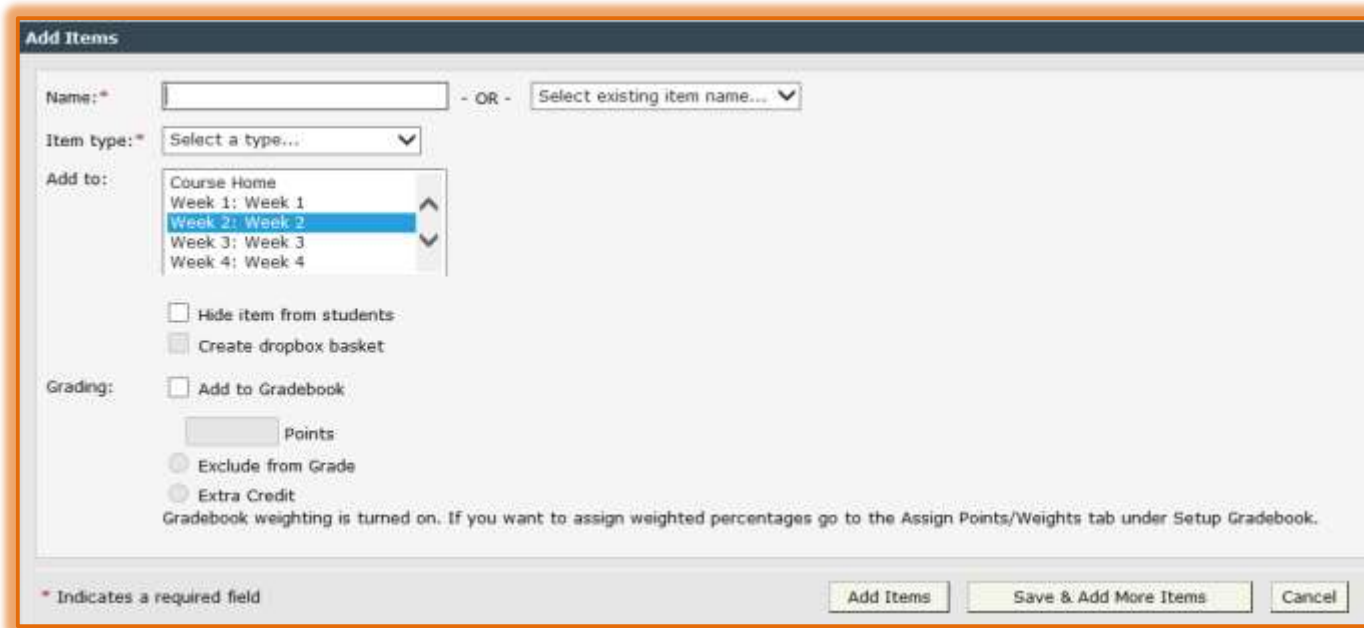
This Content Item simulates regular classroom discussions. It allows students to post comments to a discussion topic, react to other students' responses, and respond to ideas shared by the instructor or others in the class. Instructors and students can post responses at any time. Other students do not have to be logged into the course to respond and participate.


Threaded Discussions can be added to a course. The instructor can post a topic for the discussion. Students then respond to the topic that has been posted.

-  Click the **Author** tab in the **Navigation Tree**.
-  Click the **Unit** or **Week** where the discussion is to be added.
-  Click the **Week Content Items** button (see illustration below left).



-  The **Content Items** window will display.
-  Click **Add Items** (see illustration above right).
-  The **Add Items** window will display (see illustration below).




-  In the fields provided, enter information into the appropriate areas. The table below describes each of the fields in this window.

In this field	Do this
Name	Input a name for the new Content Item, such as Discussion.
Select existing item name	This list displays names from previously created Content Items. Just click the list and select the name.
Item Type	In this list, select Threaded Discussion .

In this field	Do this
Add to	Select either Course Home or the Week to which the Content Item is to be added. The Week or Unit should already be selected if the item is being created using the Week Content Items tab.
Assign to	This feature is only available if groups have been setup for the course. It provides a list of the groups within the course. A Threaded Discussion for each group in the course can be created.
Hide from Students	Click this check box if the Content Item is not to be made available to students at this time.
Create Dropbox Basket	This feature is not available for Threaded Discussions.
Grading	This area is used to add the Discussion item to the Gradebook, to assign the points for the Discussion, and to select other grading options.

 Once all the options have been specified, click **Add Items**.

 To add more than one Content Item, click the **Save & Add More Items** button.