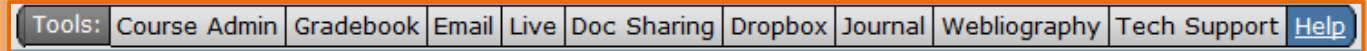


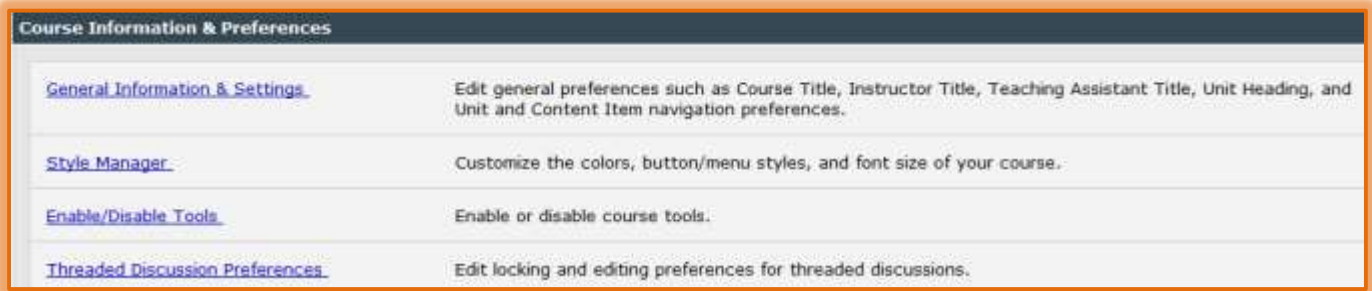
Threaded Discussion-Preferences

It is possible to set course-level Threaded Discussion preferences from the Course Admin page. These options can be overridden at the individual content item level from the Toolbox page.

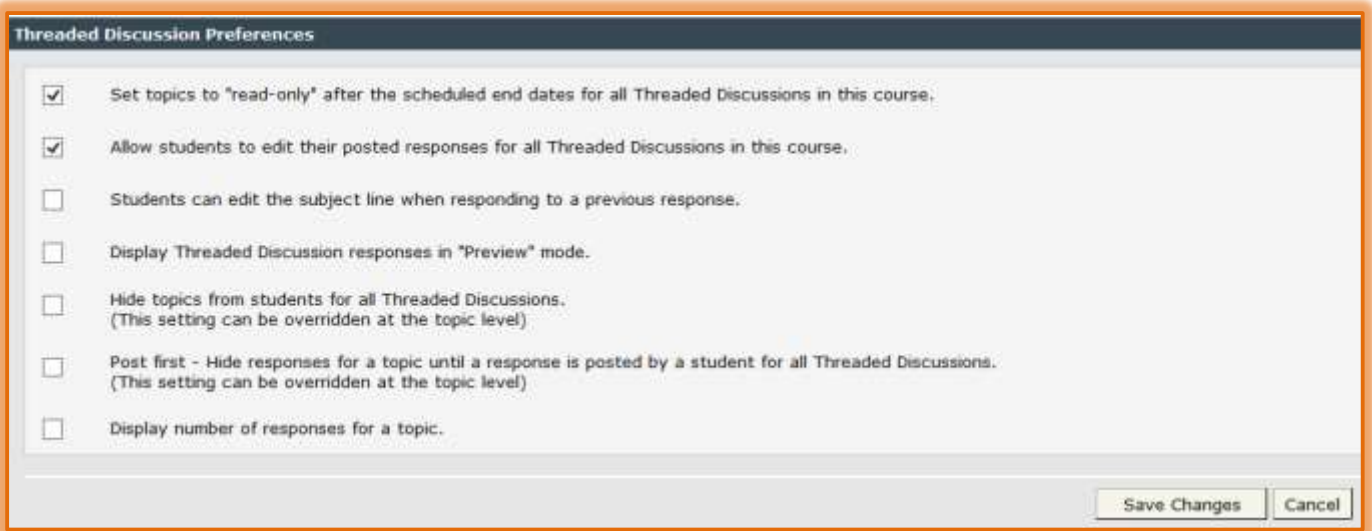
- Click the **Author** tab in the **Navigation Tree**.
- On the **Tools Menu**, click **Course Admin**.



- The **Course Information and Preferences** window will display (see illustration below).





- Click **Threaded Discussion Preferences**.
- The **Threaded Discussion Preferences** window will display (see illustration below).



- Select the check box for any of the following:
 - **Set topics to "read-only" after the scheduled end dates for all Threaded Discussions in this course.**
 - This will allow students to see and read the Topics and Responses in the Threaded Discussions after the scheduled End Date.
 - Students will not be allowed to make any new postings after the scheduled End Date.
 - The End Date is scheduled through the **Course Scheduler** or the **Threaded Discussion Toolbox**.
 - **Allow students to edit their posted responses for all Threaded Discussions in this course.**

- This provides the students with the ability to change their own responses in the Threaded Discussion after the thread has been posted.
- The date and time the responses were changed will display in the Threaded Discussion response.
- **Students can edit the subject line when responding to a previous response.**
 - Students will be able to change the Subject line when responding to another posting.
- **Display Threaded Discussion responses in “Preview” mode.**
 - The responses will be displayed under the Subject line.
 - It will not be necessary to click the Expand All button or the plus sign to the left of the Subject line to display the responses.
 - Students will have to expand a response in order to see and click the Respond link underneath a particular response.
- **Hide topics from students for all Threaded Discussions.**
 - This option allows instructors to hide a discussion topic from the students.
 - This allows the instructor to prepare discussion topics ahead of time.
 - This option can be overridden at the Content Area level.
- **Post First - Hide responses for a topic until a response is posted by a student for all Threaded Discussions.**
 - When this option is selected, students must post a response to a topic before they will be allowed to view the responses of others in the class.
 - This will ensure that students post their original content in their first post.
- **Display number of responses for a topic.**
 - This option allows students and instructors to see how many replies have been posted to a topic.
 - These counts can indicate a must-read, popular content, or a compelling debate worth the time to review.
 - This does not display the number of responses from individual students; just the total number of responses for the entire topic.

 Click the **Save Changes** button to apply the changes to the course.

 After the desired options have been selected, click **Save Changes**.