

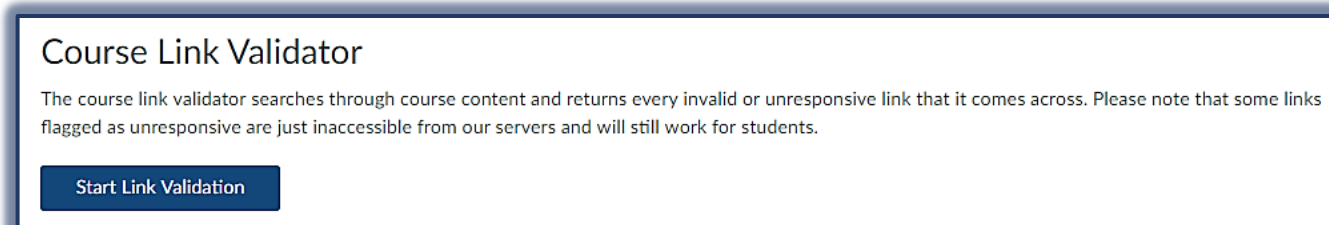
## Validate Links in Course Content

In Canvas, it is possible for instructors to validate external links in a course using the Course Link Validator. This validator searches through the course content. A report is generated that shows invalid or unresponsive external links in both published and unpublished content. There may be some links flagged as unresponsive because they are inaccessible by Canvas servers even though they work for students. The validator also includes links that have been deleted by the instructor. These are links that are still in a course but the content they are linked to has been removed from the course. Examples of items that could be deleted include course files, pages, assignments, discussion, or quizzes.

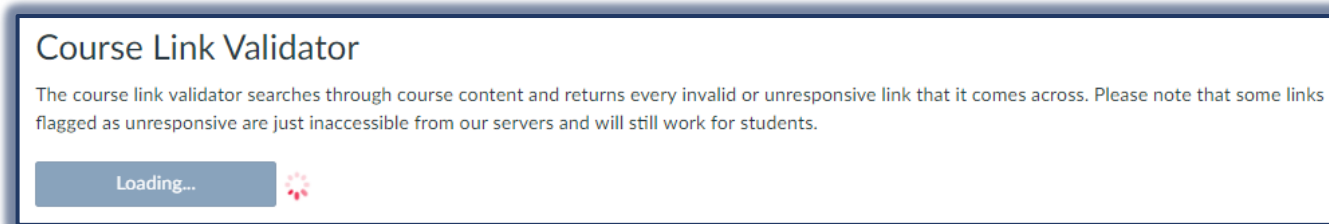
- Click the **Settings** tab in the **Course Navigation Pane**.
- Click the **Validate Links in Content** option on the right side of the window.



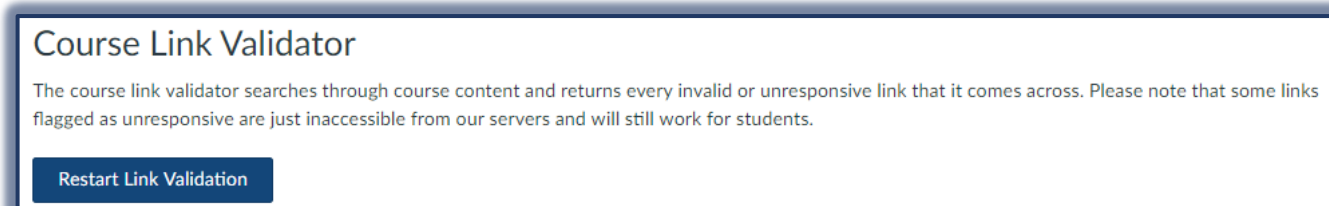
- The **Course Link Validator** window will display.



- Click the **Start Link Validation** button.
- The **Start Link Validation** button will change to a **Loading** button.



- Once the validation is complete, the button will turn to **Restart Link Validation**.



- If any links are found in a course, the number of links, the name of the content item, and the content's associated invalid link(s) will display.

Show links to unpublished content

Found 3 unresponsive links

Identify the respons

- /courses/41/file\_contents/course%20files/CurrentCourse/Partial%20schedules.jpg

Identify the respons

- /courses/41/file\_contents/course%20files/CurrentCourse/Partial%20schedules.jpg

AutoLoad Word File

- /courses/41/files/147933/download?wrap=1 **unpublished**

- You can remove the checkmark for the **Show links to unpublished content** check box so that links for **Unpublished Courses** will not display.
- The default is to have the box checked so that **Unpublished Content** is displayed.
- Click the **name** of the content item, to update the links.
- After the links are updated, you can check the validation of your links again by returning to the **Link Validator**.
- Once in the **Link Validator**, click the **Restart Link Validation** to verify that the changes have been made.

### Course Link Validator

The course link validator searches through course content and returns every invalid or unresponsive link that it comes across. Please note that some links flagged as unresponsive are just inaccessible from our servers and will still work for students.

[Restart Link Validation](#)