

## SELECT/MODIFY A THEME

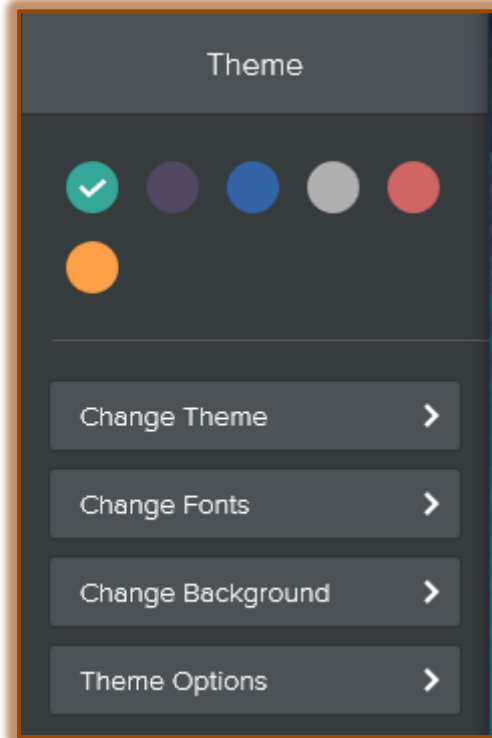
There are hundreds of themes/designs available within the Weebly program. After the theme is selected, it is possible to modify it to meet your specific needs.

### SELECT/CHANGE A THEME

✚ Click the **Theme** tab. This may take a few seconds to load.

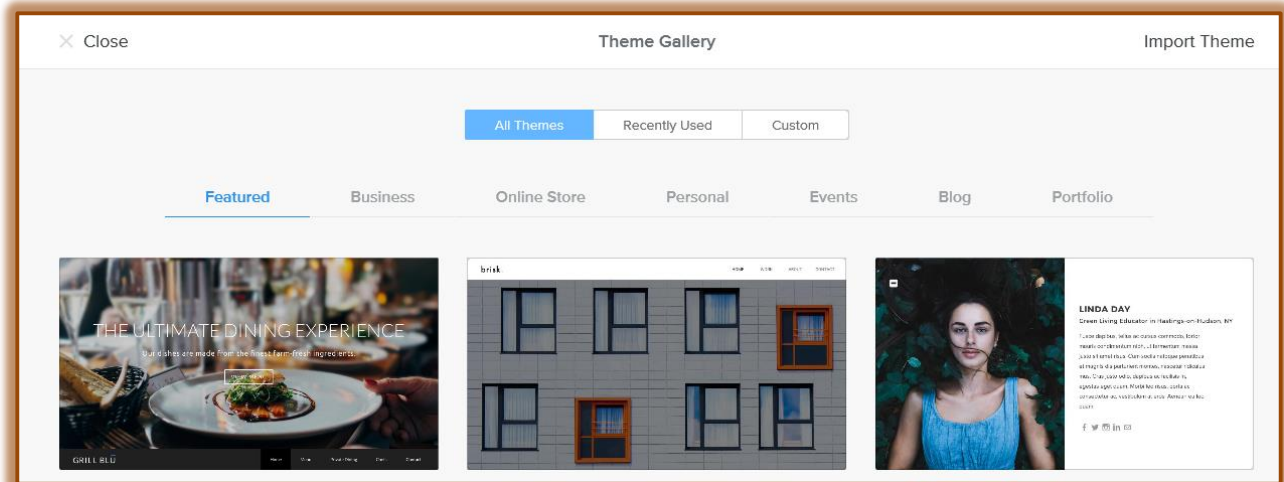


✚ The **Theme** sidebar will display.



✚ Click the **Change Theme** button.

✚ The **Theme Gallery** will display.



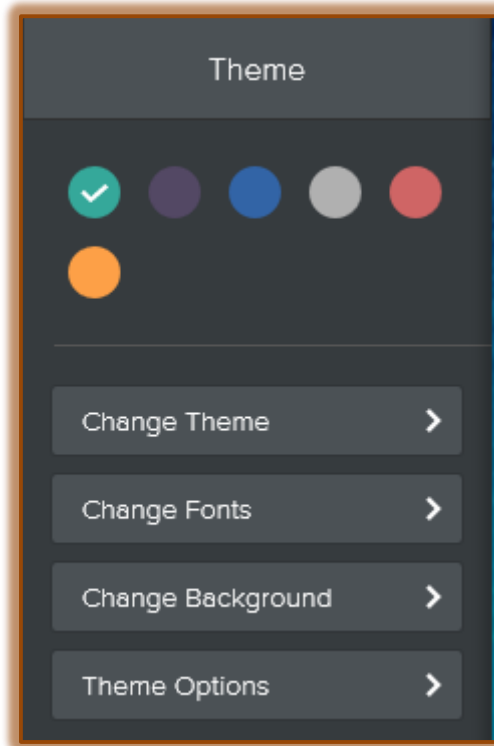
- ✦ Select a design for the Web site from the gallery.
- ✦ Click the **Preview** button to see an image of what the **Theme** will look like with your site.
- ✦ Click the **Choose** button to change the **Theme**.

### DESIGN OPTIONS

- ✦ Click the **Theme Tab**.



- ✦ The **Theme** sidebar will display.



- ✦ Click the **Color** icons at the top of the Task Pane to change the **Theme Color**.
- ✦ Click **Change Theme** to change to a different **Theme**.
- ✦ Click **Change Fonts** to make changes to the **Fonts** for the selected Theme.
- ✦ To turn the **Search**, **Social Icons**, and **Phone Number** features off, click the **Theme Options** button. These are the features that appear in the upper right side of the page (see illustration below left).