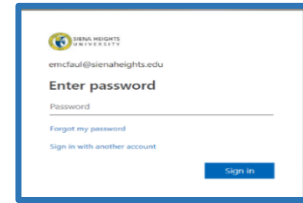


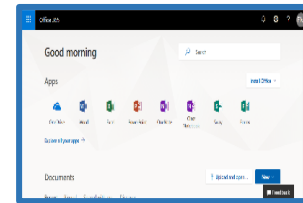
Office 365 Install for Apple Computers [Windows Computers Link](#)

DOWNLOAD

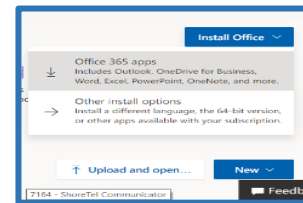
From the **Safari web browser**, log on to the <http://office.com> and use your Siena Heights Information.
Username: yourusername@sienaheights.edu
Password: MySiena password
 and then **click on the Sign-in** button.



Once your Microsoft **Office 365 account** download personal web page displays, click on the drop-down **Install Office button**, (located on the top right drop down arrow, or your download folder, located in your home folder).

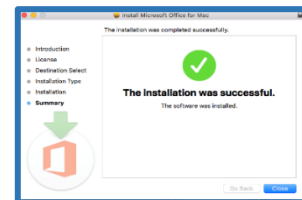
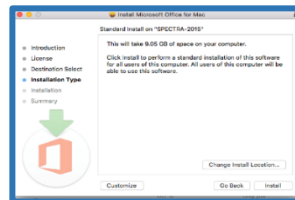


Select the **Top link, Office 365 apps, and the download will begin**. The download (pending on your **Wi-Fi connection** at home) can take up to 15 minutes.



INSTALL

After the download is completed, double click on the **package**, from your download location. Next, a menu will display **installing Office** on your Mac computer, or device.



SIGN IN

Open the **Microsoft Word app**, from your applications folder, and sign into your **Office account**. Using your Siena Heights Information.
Username: yourusername@sienaheights.edu
Password: MySiena password
 and then **click on the Sign-in** button.

